

*OnlinePianoLessons.com*

# Intro to Playing Piano

---

Discover how to play piano by improving your understanding of music theory.

by Thomas Hlubin

**Founder of OnlinePianoLessons.com**



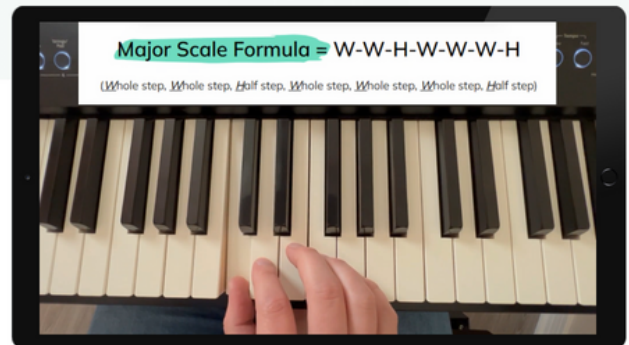
Ready to Learn How to Play Piano?

# Try My Online Piano Course for Beginners Today!

Lesson 1.3: Intro to the White Keys



Lesson 2.2: Intro to Major Scales



Learn how to play beautiful piano songs and become the pianist you've always wanted to be!

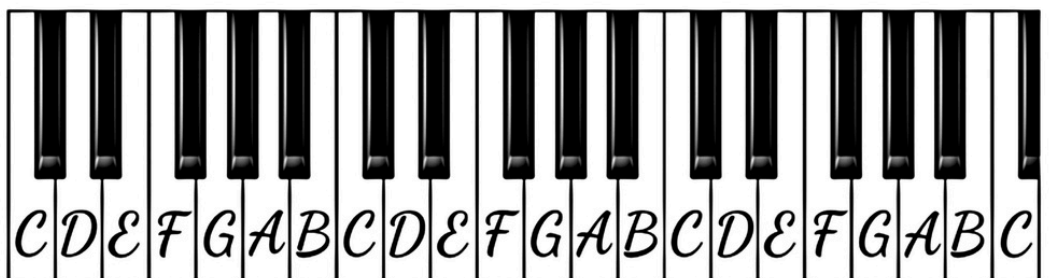
Limited-Time Discount

**Get 50% OFF**

eBook continues below

# Piano Notes

OnlinePianoLessons.com



### Treble Clef

Diagram showing a musical staff in Treble Clef with notes C, D, E, F, G, A, B, C, D, E, F, G.

Notes on Spaces: F, A, C, E

Notes on Lines: E, G, B, D, F

Every Good Boy Does Fine

### Bass Clef

Diagram showing a musical staff in Bass Clef with notes E, F, G, A, B, C, D, E, F, G, A, B.

Notes on Spaces: A, C, E, G

Notes on Lines: G, B, D, F, A

All Cows Eat Grass

Good Boys Do Fine Always

### Ledger Lines

Diagram showing musical staffs with notes on ledger lines above and below the staff.

Notes on Lines: C, D, E, F, G, A

Notes on Spaces: C, B, A, G, F, E

Music theory is the language of music, a set of guidelines and principles that help musicians understand the structure and mechanics of music.

For pianists, mastering music theory is essential not only for reading and interpreting sheet music but also for creating unique melodies, harmonies, and compositions.

This guide will delve into how music theory works on the piano, covering everything from reading sheet music to constructing chords and scales, as well as applying these concepts to create your own music.

## Understanding the Basics of Music Theory

### What is Music Theory?

Music theory is the study of the practices and possibilities of music. It involves understanding the fundamentals of rhythm, melody, harmony, form, and texture. For pianists, music theory helps in decoding sheet music, improvising, composing, and developing a deeper appreciation for the art of music.

### The Musical Alphabet

The musical alphabet consists of seven letters: A, B, C, D, E, F, and G. These letters correspond to the white keys on the piano. After G, the sequence starts over at A. This sequence is the foundation for building scales, chords, and melodies.



## Notes and Pitches

A note is a symbol that represents a musical sound, while pitch refers to how high or low a note sounds.

On the piano, each key corresponds to a specific pitch. The notes repeat in a series of octaves, where each octave is a set of 12 keys, including both white and black keys.

## Intervals

An interval is the distance between two notes. Intervals are the building blocks of melodies and harmonies.

They can be described by their size (e.g., second, third, fourth) and quality (e.g., major, minor, perfect). Understanding intervals is crucial for constructing scales and chords.

## Reading Sheet Music

### The Staff, Clefs, and Notes

Sheet music is written on a staff, which consists of five horizontal lines and four spaces. Each line and space represents a different pitch. The clef at the beginning of the staff indicates which notes correspond to which lines and spaces. The most common clefs in piano music are the treble clef (for higher pitches) and the bass clef (for lower pitches).

- **Treble Clef:** The treble clef, also known as the G clef, is used for notes that are higher in pitch. The lines represent E, G, B, D, and F, while the spaces represent F, A, C, and E.
- **Bass Clef:** The bass clef, also known as the F clef, is used for notes that are lower in pitch. The lines represent G, B, D, F, and A, while the spaces represent A, C, E, and G.

### Note Values and Rhythms

In sheet music, different symbols represent different note values, indicating how long a note should be held. The most common note values are:

- **Whole Note** (Semibreve): 4 beats
- **Half Note** (Minim): 2 beats
- **Quarter Note** (Crotchet): 1 beat
- **Eighth Note** (Quaver): 1/2 beat
- **Sixteenth Note** (Semiquaver): 1/4 beat



These note values are essential for understanding the rhythm of a piece, which is how the music moves through time. Rhythms are created by combining different note values.

## Time Signatures and Key Signatures

- **Time Signature:** The time signature, found at the beginning of a piece of music, tells you the number of beats in each measure and which note value receives one beat. For example, in 4/4 time, there are four beats per measure, and the quarter note gets one beat.
- **Key Signature:** The key signature indicates the key of the piece, showing which notes are to be played as sharps or flats throughout the piece. This is crucial for playing the correct notes and understanding the scale and mode of the music.

*OnlinePianoLessons.com*

**EXCLUSIVE 50% OFF**

**PROMO CODE**

Take the Piano for Beginners  
Online Course Today!

 **GET OFFER** 



## Scales and Modes

### Major and Minor Scales

Scales are sequences of notes ordered by pitch, serving as the foundation for melodies and harmonies. The two most common types of scales in Western music are the major and minor scales.

- **Major Scale:** The major scale has a bright, happy sound. It follows the pattern: Whole, Whole, Half, Whole, Whole, Whole, Half. For example, the C major scale consists of the notes C, D, E, F, G, A, B, and C.
- **Minor Scale:** The minor scale has a darker, sadder sound. There are three types of minor scales: natural, harmonic, and melodic. The natural minor scale follows the pattern: Whole, Half, Whole, Whole, Half, Whole, Whole. For example, the A minor scale consists of the notes A, B, C, D, E, F, G, and A.



## Modes

Modes are variations of scales that start on different degrees of the major scale. Each mode has its own unique sound and is used in different musical contexts. The seven modes are:

- **Ionian:** Same as the major scale.
- **Dorian:** Starts on the second degree of the major scale.
- **Phrygian:** Starts on the third degree.
- **Lydian:** Starts on the fourth degree.
- **Mixolydian:** Starts on the fifth degree.
- **Aeolian:** Same as the natural minor scale.
- **Locrian:** Starts on the seventh degree.

Understanding modes allows pianists to explore different tonalities and create more varied and interesting music.

## Chords and Harmony

### Triads

A triad is the simplest type of chord, consisting of three notes. There are four main types of triads:

- **Major Triad:** Root, Major Third, Perfect Fifth
- **Minor Triad:** Root, Minor Third, Perfect Fifth
- **Diminished Triad:** Root, Minor Third, Diminished Fifth
- **Augmented Triad:** Root, Major Third, Augmented Fifth

Triads are the building blocks of harmony and are used to create chord progressions.

## Seventh Chords

Seventh chords are four-note chords that add a seventh interval above the root of a triad. The most common seventh chords are:

- **Major Seventh:** Major triad + Major Seventh
- **Minor Seventh:** Minor triad + Minor Seventh
- **Dominant Seventh:** Major triad + Minor Seventh
- **Diminished Seventh:** Diminished triad + Diminished Seventh

Seventh chords add depth and complexity to harmony and are often used in jazz, blues, and classical music.

## Chord Progressions

Chord progressions are sequences of chords that create the harmonic foundation of a piece of music. Common chord progressions include:

- **I-IV-V:** A simple and popular progression in many genres.
- **ii-V-I:** A common jazz progression.
- **I-vi-IV-V:** Also known as the "50s progression," used in many pop songs.

Understanding chord progressions is essential for both performing and composing music.



## Creating Melodies and Songs

### Melodic Structure

A melody is a sequence of notes that is musically satisfying. Melodies are often based on scales and modes and are shaped by the intervals between notes. The structure of a melody can be simple or complex, depending on the desired effect.

- **Phrase:** A musical sentence, often four measures long.
- **Motif:** A short, recurring musical idea.
- **Theme:** A longer, more developed musical idea that serves as the main subject of a piece.

### Harmony and Counterpoint

Harmony is the combination of different musical notes played or sung simultaneously. Counterpoint is the relationship between two or more independent melodies played together. These concepts are used to create rich, textured music.

OnlinePianoLessons.com

Get 50%  
OFF the  
#1 Online  
Piano  
Course for  
Beginners!

GET OFFER

Limited-Time Offer

**50% OFF!**  
**LIMITED-TIME  
OFFER**



*OnlinePianoLessons.com*

Learn How to **Play Piano** the  
Easy Way! Take the **Online**  
**Piano for Beginners Course!**

**GET OFFER**



## Composing Your Own Music

Once you have a solid understanding of music theory, you can begin composing your own music. Start by choosing a key and scale, then create a chord progression.

From there, develop a melody that fits the harmony. Experiment with different rhythms, modes, and textures to create unique and expressive music.

## Conclusion

Music theory is a vast and complex subject, but it is essential for anyone serious about playing the piano.

By understanding the basics of music theory, you can read sheet music, construct chords and scales, and create your own melodies and songs.

Whether you're a beginner or an advanced pianist, mastering music theory will open up a world of possibilities and enhance your musical journey.

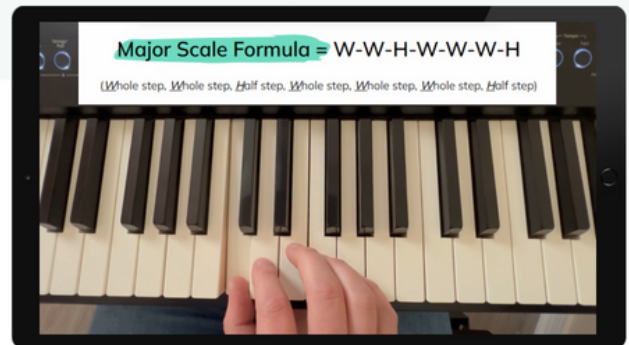
*OnlinePianoLessons.com*

# Try My Online Piano Course for Beginners Today!

Lesson 1.3: Intro to the White Keys



Lesson 2.2: Intro to Major Scales



Learn how to play beautiful piano songs and become the pianist you've always wanted to be!

Limited-Time Discount

**Get 50% OFF**